

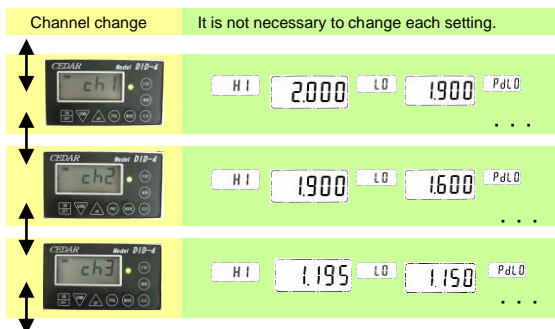
Digital torque driver **DID-4**

Various functions Display section one apparatus

Yes-no decision conditions etc. can save five channels.

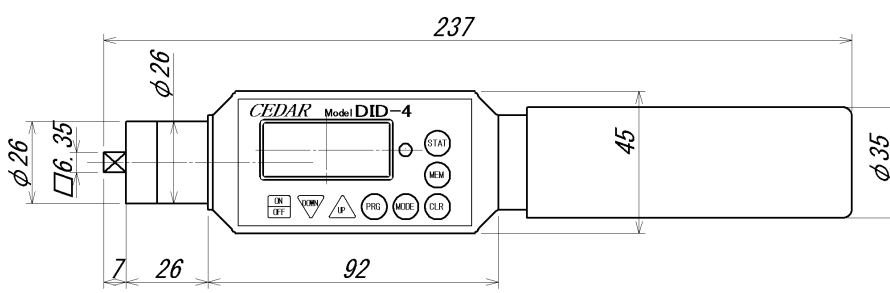
.. A channel is only changed even if bolting conditions change.

It is not necessary to reset up a maximum value and a minimum value one by one like former.






- The torque screwdriver is Ergonomic and light weight, yet ruggedly constructed
- Peak, Real Time and Peak Down measuring mode (selectable)
- 800 data memory
- Programmable High and Low set points with both audible beep and Green/Red LED indicator for uniform torque tightening or GO/NO GO testing
- Programmable screw tightening counter
- Programmable Auto Zero function resets unit to zero for easy operation
- Both CW and CCW operation
- ASCII format output (USB)
- Runs on internal NiMH batteries (for 12 hours) Auto shut-off after 10 min. of non-use

Specification

Model Formula		DID-4
Measuring range		0.020~4 N·m 0.20~40 kgf·cm 0.20~35 lbf·in
Accuracy		±0.5% (499 or less digit±3digit)
Display		The 4 figures digital display of LCD
The measurement direction		CW-CCW (right and left)
Measurement Mode	PP	peak to peak The highest value of load is hold-displayed.
	TR	track A display also changes with load change.
	PD	peak-down Load catches and displays the moment included in descent from a rise.
	C	Real-time Output Load torque value is outputted every about 1/ 160 second.
A success or failure judging function		High and low value are measurement within the limits, and can be set up. Five-set preservation is possible.
The Maximum, minimum, and the average value		The data number, the maximum, the minimum value, and the average value of memory data are displayed.
Data memory counts		800 data
Data output		ASCII format (baud rate 19200)
auto clear time		If the set-up time comes, measurement value will be automatically cleared in 0.0~3.0 seconds (0.5s interval).
Setup of count		1 to 99 count (count in a clockwise direction)
Power supply		Ni-MH chargeable battery 1.2V×4cells 800mAh
Charge time / use time		Charge about 3 hour /, continuation about 12-hour use
Auto-power-off		After the neglect during 10 minutes
Bit / Socket part		HEX 6.35
Weight		400g
Accessories (one piece each)	Bit #1+, #2+	
	Bit holder One way bit holder	
	Exclusive charger	
	Result of calibration document	
	Certification on calibration document / Traceability system figure	
Option		When outputting data, the cable(USB miniB) is needed.
Outside-dimension		 <p style="text-align: right;">m/m</p>

Please check the newest information and the details
of each product in a homepage. 《URL <http://www.cedar.co.jp>》

		  	SUGISAKI METER CO.,LTD. URL http://www.cedar.co.jp E-mail sales@cedar.co.jp
--	--	---	--

The contents of a catalog may change specification and a design without a preliminary announcement.